



# INSTRUCTIONS—INSTRUCCIONES—CONSIGNES

APPLICATION: DODGE RAM 2500/3500 2010-UP  
PART 45-3550, 40-3555

SIGNATURE OF QUALITY

AUTOMOTIVE PRODUCTS, INC.

ITEM	QUAN-TITY	DESCRIPTION	TOOLS NEEDED
1	1	GRILLE GUARD	18MM SOCKET AND RATCHET
2,3	2	MOUNTING BRACKETS (2) DRIVERS SIDE, (3) PASSENGER SIDE	16MM SOCKET AND RATCHET
4	4	M12 X 35MM HEX HEAD BOLTS	TORQUE WRENCH
5	8	M12 FLAT WASHERS	
6	4	M12 NYLOCK NUTS	
7	8	M10 X 45MM HEX HEAD BOLT	
8	16	M10 FLAT WASHERS	
9	8	M10 LOCK WASHERS	
10	8	M10 HEX NUTS	

1. Remove contents from box, verify all parts listed are present and free from damage. Carefully read and understand all instructions before attempting installation.
2. Starting on the driver side, remove the (4) factory hex bolts and nuts, (Figure 1 & 2), securing the tow hook to the frame. It may be necessary to use a long extension to reach between the frame and the radiator to remove the inner factory hex nuts, (Figure 2). Place the hardware and tow hook aside. Insert the driver side Frame Mounting Bracket through the opening in the bumper and up to the mounting surface, (Figure 3 & 4). Use the supplied longer (4) M10 hex head bolts, (8) M10 flat washers, (4) M10 lock washers, and (4) M10 hex nuts. Do not fully tighten at this time. Repeat this step for the Passenger Side Mounting Bracket.
3. Lift the grille guard into place outside the previously installed mounting brackets, attach to the brackets using (4) M12 hex head bolts, (8) M12 flat washers, and (4) M12 nylock nuts. Do not fully tighten at this time
4. Check for clearance between the hood and make any necessary adjustment then tighten all hardware at this time.
5. Torque all M12 hardware to 35-40 ft lbs, M10 to 25-30 ft lbs



Westin Automotive Products, Inc.  
5200 N. Irwindale Ave. Ste 220  
Irwindale, Ca 91706

Thank You for choosing Westin products  
For additional installation assistance please call  
Customer Service (800)793-7846




# Westin

SIGNATURE OF QUALITY

AUTOMOTIVE PRODUCTS, INC.

## INSTRUCTIONS—INSTRUCCIONES—CONSIGNES

APPLICATION: DODGE RAM 2500/3500 2010-UP  
PART 45-3550, 40-3555



# Westin

SIGNATURE OF QUALITY

Westin Automotive Products, Inc.  
5200 N. Irwindale Ave. Ste 220  
Irwindale, Ca 91706

Thank You for choosing Westin products  
For additional installation assistance please call  
Customer Service (800)793-7846